

Pressure Reducing Valve 97478 Series

GENERAL DESCRIPTION

The No. 97478 Series Pressure Reducing Valve offers excellent performance characteristics plus convenience of mounting and service. These features, combined with the quality workmanship and careful material selection, ensures years of trouble-free operation and makes this unit outstanding in its field.

A few of the significant features contributing to the overall performance of this pressure reducing valve are as follows:

- Handles over 20 SCFM air with less than 10% pressure drop.
- Stabilizes output pressure during flow by aspirator action and control chamber.
- Response to settings as low as .05 psi.
- Vents excess downstream pressure through integral relief valve.
- Either hex head screw or knob adjustment is available.
- With or without 0-30 psi gage on output pressure.

Models Available:


Model Number	With Knob	With Gage
97478-D1	No	No
97478-D2	Yes	No
97478-E1	No	Yes
97478-E2	Yes	Yes

SPECIFICATIONS

Flow capacity (100 psi supply; 20 psi set): 22 scfm.
Droop (measured 3" downstream): less than 1-1/2 psi at 20 scfm.
Exhaust capacity (downstream pressure 5 psi above setpoint): 1 scfm.
Sensitivity: 1" of water.
Pressure Range: 1/2 - 30 psi.
Effect of supply pressure variation: less than .1 psi for 25 psi change.
Supply Pressure: 300 psig maximum.
Mounting: Pipe, panel, wall or bracket. Materials:
Body: Die cast aluminum.
Diaphragm Neoprene coated duck
Filter Phenolic impregnated



97478-D2



97478-E1

INSTALLATION

Installation is simple. The regulator can be line mounted or mounted on a panel by means of the nut on the adjusting screw bushing. A port in the center body casting is provided to accommodate a pressure gage.

OPERATION

The No. 97478 Series Pressure Reducing Valve is a spring-opposed, diaphragm-operated pressure reducing valve with an integral filter and dripwell. Its integral relief valve is large to facilitate backflow. Stabilization of pressure during flow is improved by the incorporation of an aspirator which, by reducing pressure in the control chamber, provides a boost effect.

DIMENSIONS

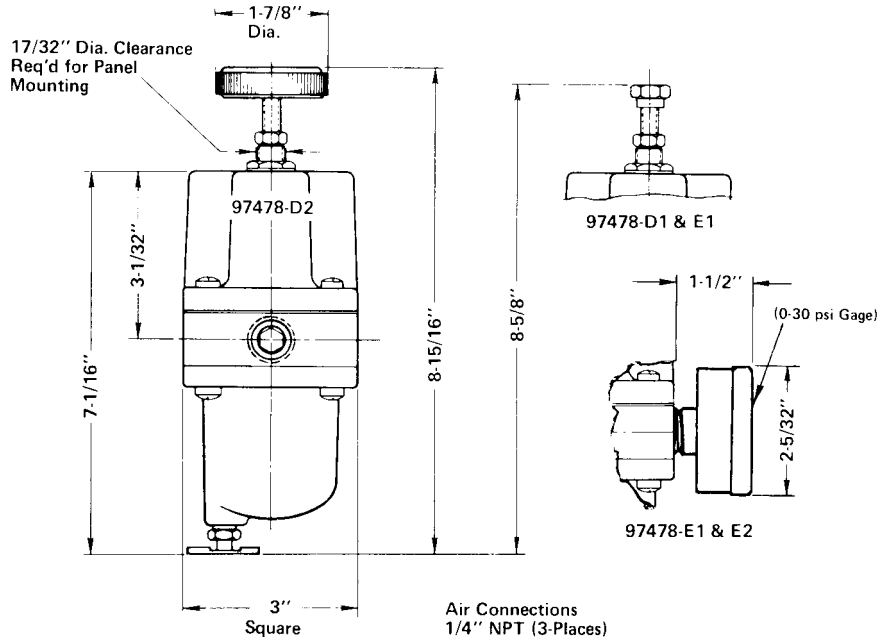


Figure 1

MOUNTING BRACKET

A universal mounting bracket is furnished for all units. This bracket can be mounted on any of the four sides, both top and bottom of the regulators, and has standard valve mounting dimensions of 2 1/4" centers for direct mounting.

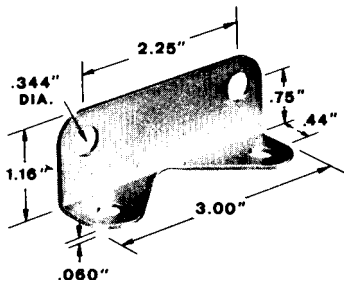


Figure 2

Robertshaw

U.S.A. and CANADA

Robertshaw Industrial Products Division

1602 Mustang Drive

Maryville, TN 37801

Phone: (865) 981-3100 Fax: (865) 981-3168

<http://www.robertshawindustrial.com>

Exports

Invensys Appliance Controls

2809 Emerywood Parkway

P.O. Box 26544

Richmond, Virginia 23261-6544

Phone: (804) 756-6500 Fax: (804) 756-6561