

Robertshaw

INDUSTRIAL PRODUCTS DIVISION

- Sizes 1 1/2" & 2"
- 3-Way, Unbalanced, for
- mixing, blending, and diverting
- Top and Bottom Guided

SPECIFICATIONS

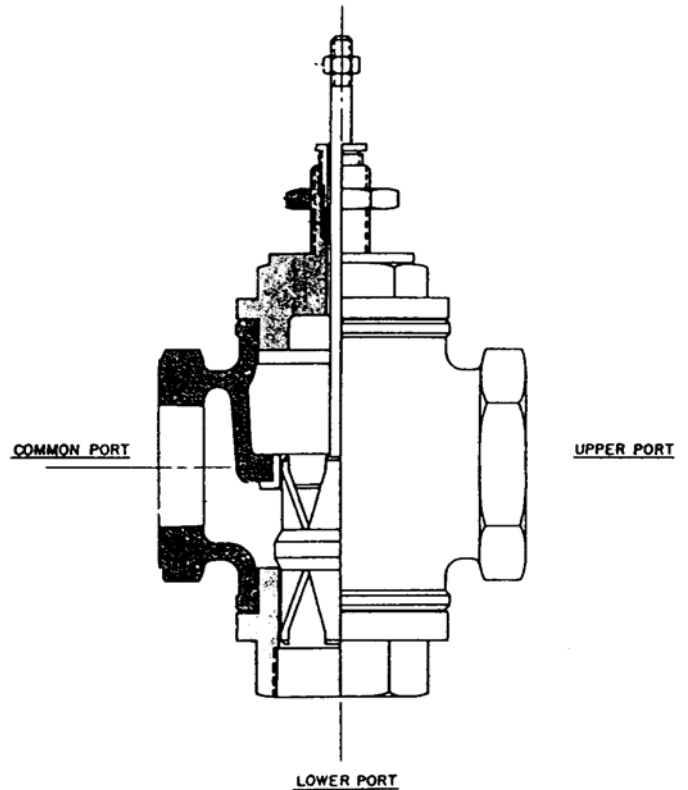
End Connections:Screwed, Female NPT
 Action:3-Way
 Flow Characteristics: Linear
 Body Material: 316 SS
 Trim material:
 Stem 316 SS
 Plug 316 SS
 Seat 316 SS
 Stem Connection: Split Block Clamp
 Packing: Rubber U-Cup
 Maximum Press. Drop: 50 psi
 Temperature Limit: 250 F (121 C)

DIMENSIONS

VALVE, In	1-1/2	2
C _v	20	40
VALVE TRAVEL, In	.875	.875
Unbalanced Area, Sq In	1.77	3.14
Dimension A, Inch	6.12	6.50
Dimension B, Inch	6.82	7.38
Dimension C, Inch	3.44	3.69
Direct Acting Actuator	VC230A	VC230A
Reverse Acting Act.	VC231A	VC231A

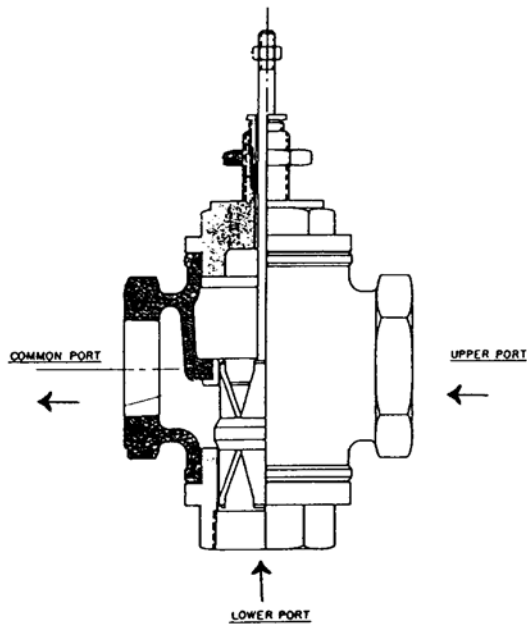
Sales Manual Section 170
PRODUCT SPECIFICATION "WESS"
 (For CONTROL VALVE Service)

Valve Body Assembly Style "WESS"



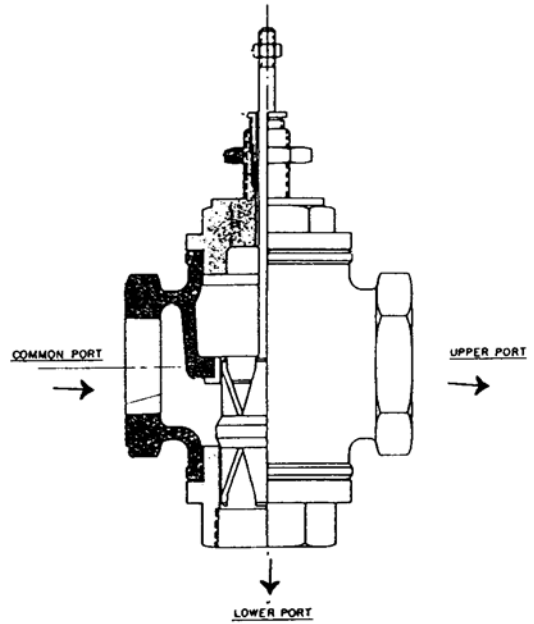
1 1/2" - 2" Sizes

MIXING SERVICE



1 1/2" - 2" Sizes

DIVERTING SERVICE



1 1/2" - 2" Sizes

Robertshaw

U.S.A. and CANADA

Robertshaw Industrial Products Division
1602 Mustang Drive
Maryville, Tennessee 37801
Phone: (865) 981-3100 Fax: (865) 981-3168
<http://www.robertshawindustrial.com>

Exports

Invensys Appliance Controls
1701 Byrd Avenue
P.O. Box 26544
Richmond, Virginia 23261-6544
Phone: (804) 756-6500 Fax: (804) 756-6561